

Annexure -13 Interim Un-Audited Financial Report
National Cyclone Risk Mitigation Project
Format-I
Quarterly Interim Financial Reports
Report from 01.04.2019 to 15.05.2019 (Final
Consolidated (NCRMP)Additional financing(CREDIT NO. 5413-IN)


(Amount in Rs. Lakhs)

	For the period from 01.04.2019 to 15.05.2019	Cumulative		Forecast for the next 6 months
		Financial year 2018- 19 till date	Project till date	
Opening balance of Funds (A)	3656.77			
Receipt				
State Government Funds	-0.03	255.10	13005.03	
Government of India Funds	0.00	1085.39	64977.39	
Other receipts / income	0.00	0.00	3790.00	
Total Receipts (B)	-0.03	1340.49	81772.42	
Total Sources (C = A+B)	3656.74	1340.49	81772.42	
Expenditure by Component				
A. Early Warning Dissemination to CoastalCommunities				
A.1 - EWS				
A.2- Community mobilization and training				
Total	0.00	0.00	0.00	
B. Cyclone Risk Management Infrastructure				
B.1- Cyclone Shelters	0.00	1008.77	1008.77	
B.1.1 Construction of Cyclone Shelters	1081.88	6169.24	40572.62	
B.1.2 Cyclone Shelter Management Cost (Corpus find by State Governments)	0.00	0.00	0.00	
B.2 Roads and Bridges	0.00	617.36	617.36	
B.2.1 Roads to Cyclone shelters and habitations	0.00	1519.60	22491.36	
B.2.2 Connecting roads	0.00	0.00	0.00	
B.2.3 Bridges	1585.30	6073.02	15279.05	
B.3 - Repair and Up-grades of Saline Embankments	0.00	0.00	0.00	
Total	2667.18	15387.99	79969.16	
C. Technical Assistance for Strengthening Capacity on Disaster Risk Management				
C.1 - Risk Assessment	0.00	0.00	0.00	
C.2- Capacity building on disaster management	0.00	0.00	0.00	
C.3- Damage and loss assessment	0.00	0.00	0.00	
Total	0.00	0.00	0.00	
D. Project Management and Implementation Support				
D.1- Incremental Operating cost	51.18	261.16	864.88	
D.2- Technical Assistance Cost	0.00	0.00	0.00	
D.3- IEC and Capacity building for Management of Cyclone Shelters	0.00	0.00	0.00	
Total	51.18	261.16	864.88	
Grand Total of Expenditure (D)	2718.36	15649.15	80834.04	
Advances given in the current quarter (E)				
Advances adjusted in the current quarter and consolidated in the expenditure components above (F)				
Closing balance of funds (G=C-D-E+F)	938.38			

Notes:

- Only shaded cells can be modified or data be entered therein
- If report is for the quarter ended on June 30th, it should provide information of expenditure for the period of April to June and forecast for the period July to December
- Closing balance will be as per Project Books of Account, as on the date of the report
- Forecast is to be provided separately for each component

Certified that the above figures are as per the books of account maintained by the implementing entity.


Gireesh Kumar
Financial Specialist
NCRMP (NDMA)

National Cyclone Risk Mitigation Project

Format-2

Quarterly Interim Financial Reports

Report from 01.04.2019 to 15.05. 2019 Final

Consolidated (NCRMP Additional Financing Credit No 5413-IN)

(Amount in Rs. Lakh)

Particulars	For the Quarter (Comp-A, C & D)	For the Quarter (Comp- B)	Cumulative				Forecast for the next six months (Comp-A, C & D)	Forecast for the next six months (Comp-B)
			Financial year till date (Comp-A, C & D)	Financial Year till date (Comp-B)	Project till date (Comp-A, C & D)	Project till date (Comp-B)		
Expenditure by Implementing Entity								
1. National Disaster Management Authority (PMU)								
2. National Institute of Disaster Management								
3. Orissa	51.18	0.88	51.18	0.88	864.88	42952.03		
4. Andhra Pradesh	0.00	2666.30	0.00	2666.30	0.00	37017.13		
5. State 3								
6. State 4								
7. State 5								
Total Expenditure (D)	51.18	2667.18	51.18	2667.18	864.88	79969.16		
Error calculator (Difference from Format -I)	-	-	-	-	-	-	-	-

Gireesh Kumar
Financial Specialist
NCRMP (NDMA)

Annexure -13 Interim Un-Audited Financial Report

Format - 3

Quarterly Interim Financial Report - (World Bank Funds requirement)

Report from 01.04.2019 to 15.05.2019 (Final)


Consolidated (NCRMP) ADDITIONAL FINANCING (CREDIT NO. 5413)

(Amount in Rs. Lakh)

		Total	Components A,C&D (WB share 100%)	Component B (WB share 75%)
Expenditure for the Feb and March 2019		2,718.36	51.18	2,667.18
World Bank Share of the above		2,051.57	51.18	2,000.39
Bank Funds received till date	I	56225.49	0.00	0.00
Total Project Expenditure till date	II	80,834.04	864.88	79,969.16
World Bank Share of the above	III	60,841.75	864.88	59,976.87
Funds Unutilized (I - III)	IV	(4,616.26)	0.00	0.00
Forecast for Project payments for the 6 months	V	0.00	0.00	0.00
World Bank Share of the above	VI	0.00	0.00	0.00
Less: Funds Unutilized	IV	(6,874.70)		
Net Funds required from the Bank (VI - IV)	VII	4,616.26		

Notes:

- Total projects uses till date 'II', will be the same as Grand Total of Expenditure 'D' as per Format 1, Column 4
- Forecast for payments for the next 6 months 'V' will be the same as Grand Total of Expenditure 'D' as per Format I, Column 5


Gireesh Kumar
Financial Specialist
NCRMP (NDMA)

National Cyclone Risk Mitigation Project
Consolidated Quarterly Interim Financial Reports (World Bank Funds Requirement)


Attachment 4

FROM 01.04.2019 to 15.05.2019 (Final)

Payments Made During Reporting Period Against Contract Subject to the World Bank's Prior Review
Consolidated (NCRMP Additional Financing Credit No. 5413-IN)

(Rupees in Lakhs)

Sl.No.	Contract Number	Supplier	Contract Date	Contract Amount	Date of World Bank's No Objection to Contract	Amount paid to supplier during period	World Bank's share of amount paid to supplier during the period	WBR No.	Cumulative amount paid to supplier
1	2	3	4	5	6	7	8	9	10
1						0.00	0.00		
2						0.00	0.00		
3						0.00	0.00		
4						0.00	0.00		
5						0.00	0.00		
7						0.00	0.00		
	Total					0.00	0.00		


Gireesh Kumar
Financial Specialist
NCRMP (NDMA)