

Annexure -13 Interim Un-Audited Financial Report
National Cyclone Risk Mitigation Project II
Format-I
Quarterly Interim Financial Reports
Report from 01.07.2019 to 30.09.2019
Consolidated (NCRMP) Phase-II(CREDIT NO. 5693-IN)


(Amount in Rs. Lakhs)

Particulars	For the Quarter 01.07.2019 to 30.09.2019	Cumulative		Project till date	Forecast for the Six Months
		Financial year 2019-20 to till date			
Opening balance of Funds (A)	25616.69				
Receipt					
State Government Funds	450.94	452.96	23702.78		
Government of India Funds	9480.45	9828.52	98494.11		
Other receipts / income	0.00	61.52	1728.39		
Total Receipts (B)	9931.39	10343.00	123925.28		
Total Sources (C = A+B)	35548.08	26226.38	113582.28		
Expenditure by Component					
A. Early Warning Dissemination to Coastal Communities					
A.1 - EWS	60.66	60.66	257.65		
A.2- Community mobilization and training	95.10	95.10	95.10		
Total	155.76	155.76	352.75		
B. Cyclone Risk Management Infrastructure					
B.1- Cyclone Shelters	0.00	0.00	52985.12		
B.1.1 Construction of Cyclone Shelters	3341.88	3624.95	21843.59		
B.1.2 Cyclone Shelter Management Cost (Corpus find by State Governments)		0.00	0.00		
B.2 Roads and Bridges	0.00	0.00	5893.55		
B.2.1 Roads to Cyclone shelters and habitations	348.43	348.43	3542.33		
B.2.2 Connecting roads	0.00	0.00	899.16		
B.2.3 Bridges	0.00	0.00	0.00		
B.3 - Repair and Up-grades of Saline Embankments	0.00	0.00	0.00		
B.4- Underground Cabling	0.00	1450.46	1450.46		
Total	3690.31	5423.84	86614.21		
C. Technical Assistance for Multi-Hazard Risk Management					
C.1 - Multi-hazard Risk modeling and Assessment	0.00	0.00	126.96		
C.2- Strengthening Emergency Recovery .	21.57	42.39	120.72		
C.3- Enhancing the Capacity of Disaster Risk Management and Response in Non-Coastal States	0.00	2.69	2.69		
C.4-Hydro-meteorological resillance action plans	0.00	0.00	0.00		
C.5-Design of a national seismic risk mitigation program	0.00	0.00	0.00		
Total	21.57	45.08	250.37		
D. Project Management and Implementation Support					
D.1- Incremental Operating cost	212.85	393.58	3656.70		
D.2- Technical Assistance Cost	707.23	796.69	2154.72		
Total	920.08	1190.27	5811.42		
Grand Total of Expenditure (D)	4787.72	6814.95	93028.75		
Advances given in the current quarter (E)					
Advances adjusted in the current quarter and consoldated in the expenditure components above (F)					
Closing balance of funds (G=C-D-E+F)	30760.36				

Notes:


- Only shaded cells can be modified or data be entered therein
- If report is for the quarter ended on June 30th, it should provide information of expenditure for the period of April to June and forecast for the period July to December
- Closing balance will be as per Project Books of Account, as on the date of the report
- Forecast is to be provided separately for each component

Certified that the above figures are as per the books of account maintained by the implementing entity


Gireesh Kumar
Financial Specialist
NCRMP (NDMA)

Format-2
Quarterly Interim Financial Reports
Report from 01.07.2019 to 30.09.2019
Consolidated (NCRMP Phase-II) CREDIT NO 5693-IN)

Particulars	For the Period 01.04.2019 to 30.06.2019 (Comp- A,C & D)	For the Period 01.04.2019 to 30.06.2019 (Comp- B)	Cumulative				(Amount in Rs. Lakh)	
			Financial year till date (Comp- A,C & D)	Financial Year till date (Comp-B)	Project till date (Comp-A,C &D)	Project till date (Comp-B)	Forecast for the next six months (Comp-A,C &D)	Forecast for the next six months (Comp- B)
Expenditure by Implementing Entity								
1. National Disaster Management Authority (PMU)								
2. National Institute of Disaster Management	49.45		97.52		348.71			
3. Gujarat	793.50	949.14	798.66	1224.14	2185.75	22894.30		
4. Maharashtra	44.05		150.73		971.65			
5. Kerala	82.10	67.61	101.07	67.61	306.30	136.49		
6. West Bengal	50.59	2218.54	93.12	3669.00	1668.52	60581.00		
7. Karnataka	47.97	408.43	69.84	408.43	513.57	2790.59		
8. Goa	29.75	46.59	80.17	54.66	420.04	211.83		
Total Expenditure (D)	1097.41	3690.31	1391.11	5423.84	6414.54	86614.21		
Error calculator (Difference from Format -I)	-	-	-	-	-	-	-	-


Gireesh Kumar
Financial Specialist
NCRMP (NDMA)

National Cyclone Risk Mitigation Project II

Format - 3

Quarterly Interim Financial Report - (World Bank Funds requirement)

Report from 01.07.2019 to 30.09.2019


Consolidated (NCRMP Phase II) (CREDIT NO. 5693)

(Amount in Rs. Lakh)

		Total	Components A,C&D (WB share 100%)	Component B (WB share 75%)
Expenditure for the quarter		4,787.72	1,097.41	3,690.31
World Bank Share of the above		3,865.14	1,097.41	2,767.73
Bank Funds received till date	I	65890.77		
Total Project Expenditure till date	II	93,028.75	6,414.54	86,614.21
World Bank Share of the above	III	71,375.20	6,414.54	64,960.66
Funds Unutilized (I - III)	IV	(5,484.43)	0.00	0.00
Forecast for Project payments for the 6 months	V	0.00	0.00	0.00
World Bank Share of the above	VI	0.00	0.00	0.00
Less: Funds Unutilized	IV	(5,484.43)		
Net Funds required from the Bank (VI - IV)	VII	5,484.43		

Notes:

- Total projects uses till date 'II', will be the same as Grand Total of Expenditure 'D' as per Format 1, Column 4
- Forecast for payments for the next 6 months 'V' will be the same as Grand Total of Expenditure 'D' as per Format I, Column 5



Gireesh Kumar
 Financial Specialist
 NCRMP (NDMA)

Interim Un-Audited Financial Report
National Cyclone Risk Mitigation Project -Phase-II
Consolidated Quarterly Interim Financial Reports (World Bank Funds Requirement)
Attachment 4

FROM 01.07.2019 to 30.09.2019

Payments Made During Reporting Period Against Contract Subject to the World Bank's Prior Review
Consolidated (NCRMP)

(Rupees in Lakhs)									
Sl.No	Contract Number	Supplier	Contract Date	Contract Amount	Date of World Bank's No Objection to Contract	Amount paid to supplier during period	World Bank's share of amount paid to supplier during the period	WBR No.	Cumulative amount paid to supplier
1	2	3	4	5	6	7	8	9	10
1	WB/DMD/NCRMP-II/19/2015	ARKITECHNO CONSULTANTS (INDIA) Pvt Ltd	11-02-16	521.00	Nil	29.96	29.96	Nil	886.87
2		do	21.08.2018	399.52					
3							0.00		
4						0.00	0.00		
5						0.00	0.00		
6						0.00	0.00		
7						0.00	0.00		
	Total			925.52		29.96	29.96		886.87


Gireesh Kumar
Financial Specialist
NCRMP (NDMA)