

Annexure -13 Interim Un-Audited Financial Report  
National Cyclone Risk Mitigation Project II  
Format-I  
Quarterly Interim Financial Reports  
Report from 01.10.2018 to 31.12.2018  
Consolidated (NCRMP) Phase-II( CREDIT NO. 5693-IN )


(Amount in Rs. Lakhs)

Particulars	For the Quarter 01.10.2018 to 31.12.2018	Cumulative Financial year 2018-19 to till date	Project till date	Forecast for the Six Months
<b>Opening balance of Funds (A)</b>	33003.76			
<b>Receipt</b>				
State Government Funds	651.94	7733.02	23189.67	
Government of India Funds	244.00	13555.00	84048.40	
Other receipts / income	125.41	261.02	1666.87	
<b>Total Receipts (B)</b>	1021.35	21549.04	108904.94	
<b>Total Sources (C = A+B)</b>	34025.11	21549.04	108904.94	
<b>Expenditure by Component</b>				
<b>A. Early Warning Dissemination to Coastal Communities</b>				
A.1 - EWS	155.83	194.35	194.35	
A.2- Community mobilization and training	0.00	0.00	0.00	
<b>Total</b>	155.83	194.35	194.35	
<b>B. Cyclone Risk Management Infrastructure</b>				
B.1- Cyclone Shelters	4.12	9127.09	52985.12	
B.1.1 Construction of Cyclone Shelters	1388.50	5475.46	11115.98	
B.1.2 Cyclone Shelter Management Cost (Corpus find by State Governments)	0.00	0.00	0.00	
B.2 Roads and Bridges	0.00	0.00	5692.53	
B.2.1 Roads to Cyclone shelters and habitations	1322.17	2168.56	3016.93	
B.2.2 Connecting roads	0.00	0.00	899.16	
B.2.3 Bridges	0.00	0.00	0.00	
B.3 - Repair and Up-grades of Saline Embankments	0.00	0.00	0.00	
B.4- Underground Cabling	0.00	0.00	0.00	
<b>Total</b>	2714.79	16771.11	73709.72	
<b>C. Technical Assistance for Multi-Hazard Risk Management</b>				
C.1 - Multi-hazard Risk modeling and Assessment	68.14	85.92	85.92	
C.2- Strengthening Emergency Recovery .	2.77	2.97	63.86	
C.3- Enhancing the Capacity of Disaster Risk Management and Response in Non-Costal States	0.00	0.00	0.00	
C.4-Hydro-meteorological resilliance action plans	0.00	0.00	0.00	
C.5-Design of a national seismic risk mitigation program	0.00	0.00	0.00	
<b>Total</b>	70.91	88.89	149.78	
<b>D. Project Management and Implementation Support</b>				
D.1- Incremental Operating cost	288.80	902.43	2960.26	
D.2- Technical Assistance Cost	271.41	431.51	1231.29	
<b>Total</b>	560.21	1333.94	4191.55	
<b>Grand Total of Expenditure (D)</b>	3501.74	18388.29	78245.40	
<b>Advances given in the current quarter (E)</b>	0.00			
	0.00			
<b>Advances adjusted in the current quarter and consoldated in the expenditure components above (F)</b>	0.00			
<b>Closing balance of funds (G=C-D-E+F)</b>	30523.37			

Notes:

- Only shaded cells can be modified or data be entered therein
- If report is for the quarter ended on June 30<sup>th</sup>, it should provide information of expenditure for the period of April to June and forecast for the period July to December
- Closing balance will be as per Project Books of Account, as on the date of the report
- Forecast is to be provided separately for each component


Certified that the above figures are as per the books of account maintained by the implementing entity

  
**Gireesh Kumar**  
 Financial Specialist  
 NCRMP (NDMA)

**Format-2**  
**Quarterly Interim Financial Reports**  
**Report from 01.10.2018 to 31.12.2018**  
**Consolidated (NCRMP Phase-II) CREDIT NO 5693-IN)**

(Amount in Rs. Lakh)

Particulars	For the Period 01.10.2018 to 31.12.2018 (Comp- A, C & D)	For the Period 01.10.2018 to 31.12.2018 (Comp- B)	Cumulative			Forecast for the next six months (Comp-A, C & D)	Forecast for the next six months (Comp B)
			Financial year till date (Comp- A, C & D)	Financial Year till date (Comp-B)	Project till date (Comp-A, C & D)	Project till date (Comp-B)	
Expenditure by Implementing Entity							
1. National Disaster Management Authority (PMU)	44.36		167.36		167.36		
2. National Institute of Disaster Management							
3. Gujarat	258.17	1571.01	276.42	2681.29	1284.06	17298.25	
4. Maharashtra	74.78		299.66		785.31		
5. Kerala	15.39	17.50	55.87	26.18	184.14	26.18	
6. West Bengal	187.91	0.00	417.11	13122.97	1416.68	54300.00	
7. Karnataka	159.13	1122.16	252.11	897.16	391.37	2022.16	
8. Goa	47.21	4.12	148.63	43.51	306.76	63.13	
Total Expenditure (D)	786.95	2714.79	1617.16	16771.11	4535.68	73709.72	
Error calculator (Difference from Format -I)	-	-	-	-	-	-	-

  
**Gireesh Kumar**  
 Financial Specialist  
 NCRMP (NDMA)

## National Cyclone Risk Mitigation Project II

Format - 3

### Quarterly Interim Financial Report - (World Bank Funds requirement)

Report from 01.10.2018 to 31.12.2018


### Consolidated (NCRMP Phase II) (CREDIT NO. 5693)

(Amount in Rs. Lakh)

		Total	Components A,C&D (WB share 100%)	Component B (WB share 75%)
Expenditure for the quarter		3,501.74	786.95	2,714.79
World Bank Share of the above		2,823.04	786.95	2,036.09
Bank Funds received till date	I	56949.29	0.00	0.00
Total Project Expenditure till date	II	78,245.40	4,535.68	73,709.72
World Bank Share of the above	III	59,817.97	4,535.68	55,282.29
Funds Unutilized (I - III)	IV	(2,868.68)	0.00	0.00
Forecast for Project payments for the 6 months	V	0.00	0.00	0.00
World Bank Share of the above	VI	0.00	0.00	0.00
Less: Funds Unutilized	IV	(2,868.68)		
<b>Net Funds required from the Bank ( VI - IV )</b>	<b>VII</b>	<b>2,868.68</b>		

Notes:

- a. Total projects uses till date 'II', will be the same as Grand Total of Expenditure 'D' as per Format 1, Column 4
- b. Forecast for payments for the next 6 months 'V' will be the same as Grand Total of Expenditure 'D' as per Format I, Column 5

  
**Gireesh Kumar**  
 Financial Specialist  
 NCRMP (NDMA)



**Interim Un-Audited Financial Report**  
**National Cyclone Risk Mitigation Project -Phase-II**  
**Consolidated Quarterly Interim Financial Reports (World Bank Funds Requirement)**


**Attachment 4**

**FROM 01.10.2018 to 31.12.2018**

**Payments Made During Reporting Period Against Contract Subject to the World Bank's Prior Review**  
**Consolidated (NCRMP)**

(Rupees in Lakhs)

Sl.No	Contract Number	Supplier	Contract Date	Contract Amount	Date of World Bank's No Objection to Contract	Amount paid to supplier during period	World Bank's share of amount paid to supplier during the period	WBR No.	Cumulative amount paid to supplier
1	2	3	4	5	6	7	8	9	10
1	WB/DMD/NCRMP-II/19/2015	ARKITECHNO CONSULTANTS (INDIA) Pvt Ltd	11-02-16	521.00	Nil	66.84	66.84	Nil	740.55
2						0.00	0.00		
3						0.00	0.00		
4						0.00	0.00		
5						0.00	0.00		
6						0.00	0.00		
7						0.00	0.00		
	<b>Total</b>			<b>521.00</b>		<b>66.84</b>	<b>66.84</b>		<b>740.55</b>

  
**Gireesh Kumar**  
**Financial Specialist**  
**NCRMP (NDMA)**