

Annexure-13 - Interim Un-audited Financial Report			
National Cyclone Risk Mitigation Project-II			
Format-1			
Quarterly Interim Financial Report			
Consolidated Report as on 31.03.2021			
Rs. In lakh			
		Grand Total	
Particulars	For the Quarter	Financial Year till date	Project till date
Opening Balance of Funds (A)	27,460.99		
Receipts			
State Government Funds	2,621.73	5,357.21	32,002.61
Government of India Funds	2,269.28	8,289.82	118,768.87
Other Receipts/Income	14.77	211.66	1,996.07
Total Receipts (B)	4,905.78	13,858.69	152,767.55
Total Sources (C=A+B)	32,366.77	13,858.69	152,767.55
Expenditures by Component			
A. Early Warning Dissemination to Coastal Communities			
A.1-EWS	705.50	907.21	1,377.07
A.2-Community Mobilization and Training	23.10	23.10	23.10
Total-	728.60	930.31	1,400.17
B. Cyclone Risk Management Infrastructure			
B.1-Cyclone Shelters	6,111.99	15,361.80	95,067.78
B.1.1 Construction of Cyclone Shelters	6,111.99	15,361.80	94,058.44
B.1.2 Cyclone Shelter Management Cost (Corpus Fund by State Govt.)	-	-	1,009.34
B.2- Roads and Bridges	641.32	2,190.84	13,526.24
B.2.1- Roads to cyclone shelters & habitations	334.14	1,170.89	11,607.13
B.2.2- Connecting Roads	-	-	899.16
B.2.3- Bridges	307.18	1,019.95	1,019.95
B.3- Repair and Up-grade of Saline Embankments	2,500.37	2,505.48	2,505.48
B.4- Underground Cabling	3,786.14	6,704.93	11,849.99
Total-	13,039.82	26,763.05	122,949.49
C. Technical Support for Multi-Hazard Risk Management			
C.1- Multi-Hazard Risk Modeling and Assessment	-	3.84	677.23
C.2- Strengthening Emergency Recovery Capacity	226.04	444.65	967.39
C.3- Enhancing the Capacity of Disaster Risk Management and Response in non-Coastal States	-	-	83.60
C.4- Hydro-Meteorological Resilience action Plans	-	-	-
C.5- Design of National Seismic Risk Mitigation Programme	-	-	-
Total-	226.04	448.49	1,728.22
D. Project Management and Implementation Support			
D. 1- Incremental Operating Cost	181.06	798.84	4,668.67
D. 2- Technical Assistance Cost	208.38	1,041.17	3,901.96
Total-	389.44	1,840.01	8,570.63
Grand Total of Expenditure (D)	14,383.89	29,981.85	134,648.50
Advance Given in the current Quarter (E)	-	-	-
Advances Adjusted in the current quarter and considered in the expenditure components above (F)	-	-	-
Closing Balance of Funds (G=C-D-E+F)	17,982.88		

Notes:


a. Only shaded cells can be modified or data be entered therein

for the period of Jan 2021 to March, 21

c. Closing balance will be as per Project Books of Account, as on the date of the report


d. Forecast is to be provided separately for each component

Certified that the above figures are as per the books of account maintained by the implementing entity

  
Sanjeev Rathore  
Financial Specialist  
NCRMP (NDMA)



Annexure-13A - Interim Un-audited Financial Report							
National Cyclone Risk Mitigation Project-II							
Format-2							
Quarterly Interim Financial Report							
Consolidated Report as on 31.03.2021							Rs. In lakh
Sr. No.	Particulars	for the Quarter (Components A, C & D)	For the quarter (Component B)	Cumulative			
				Financial Year Till date (Component A,C&D)	Financial Year Till date (Component B)	Project Till date (Component A,C&D)	Project Till date (Component B)
	Expenditures by Implementing Entity						
1	National Disaster Management Authority	231.28	-	549.82	-	1,922.47	-
2	Gujarat	0.15	2,922.39	664.67	8,627.43	3,222.39	33,026.05
3	Maharashtra	184.70	2,286.34	470.28	3,832.06	2,048.46	5,651.55
4	Kerala	650.37	782.66	727.03	1,994.35	1,111.85	2,504.30
5	West Bengal	64.91	3,078.06	381.28	4,831.74	1,878.77	69,355.03
6	Karnataka	151.40	2,483.45	203.42	4,610.50	790.39	9,060.19
7	Goa	61.26	1,486.92	222.30	2,866.97	724.68	3,352.37
	Total Expenditure-D	1344.073	13039.82	3218.803	26763.05	11699.01	122949.49


  
**Sanjeev Rathore**  
**Financial Specialist**  
**NCRMP (NDMA)**



Annexure-13B - Interim Un-audited Financial Report				
National Cyclone Risk Mitigation Project-II				
Format-3				
Quarterly Interim Financial Report				
Consolidated Report as on 31.03.2021				
Rs. In lakh				
Particulars		Total	Components A, C & D (WB Share 100%	Component B (WB Share 75%)
Expenditure for the Quarter		14383.893	1344.07329	13039.82
World Bank Share for the above Qtr.		11123.94	1344.07329	9779.87
Bank Funds Received till date	I	92684.67		
Total Project Expenditure till date	II	134648.5	11699.01329	122949.49
World Bank Share of the above	III	103911.13	11699.01329	92212.12
<b>Funds Unutilized (I-III)</b>	<b>IV</b>	<b>-11226.46</b>	<b>0.00</b>	<b>0.00</b>
Forecast for Project payments for the 6 months	V	0		
World Bank Share of the above	VI	0		
Less: Funds Un-utilized	VII	-11226.46		
Net Funds requirement from the World Bank (VI-IV)	VIII	11226.46		


Notes:

- Total projects uses till date 'II', will be the same as Grand Total of Expenditure 'D' as per Format 1, Column 4
- Forecast for payments for the next 6 months 'V' will be the same as Grand Total of Expenditure 'D' as per Format I, Column 5

  
**Sanjeev Rathore**  
**Financial Specialist**  
**NCRMP (NDMA)**



Interim Un-audited Financial Report										
National Cyclone Risk Mitigation Project-II										
Attachment-4										
Quarterly Interim Financial Report (World Bank Fund Requirements)										
Consolidated Report as on 31.03.2021										
Payment made during reporting period against Contract Subject to the World Bank's prior review										
										Rs. In lakh
Sr. No.	Name of PIU	Supplier	Contract Number	Contract Date	Contract amount in Lakh	Date of World Bank's No Objection to Contract	Amount paid to Supplier during period	World Bank's Share of Amount paid to supplier during the period	WBR No.	Cummulative amount paid to supplier
1	2	3	4	5	6	7	8	9	10	11
1	PMU	Hoskoning DHV Consulting Pvt. Ltd.	IN-NDMA-70460-CS-QCBS	13/08/2020	1393.05		160.55	160.55		278.60
		DDF Consultant India Pvt. Ltd.	IN-NDMA-59365-CS-QCBS	19/08/2019	3,540.00	-	-	-		911.23
2	Gujarat	NIL								
3	Karnataka	NIL								
4	Maharashtra	KPMG Advisory	P144726-MH-51-SBCC-CF	22.12.2016	1123.42		146.32	146.32		923.22
		Leena Power Tech Pvt. Ltd.	IN-RRD-MAH-2620-CW-RFB-Alibag	19.09.2019	8953.2		432.73	432.73		2288.49
		Leena Power Tech Pvt. Ltd.	IN-RRD-MAH-2621-CW-RFB-Ratnagiri	19.09.2019	9685.76		470.68	470.68		1645.2
5	West Bengal	ARKITECHNO CONSULTANTS INDIA PVT. LTD.	<u>Pkgncrmp-II/WB/Consl/tp</u> <u>oa</u>	2/11/2016	996.00	NIL	10.19	10.19		944.16
6	Keral	NIL								
7	Goa	NIL								
	Total-				25,691.43		1,220.47	1,220.47		6,990.90

  
**Sanjeev Rathore**  
 Financial Specialist  
 NCRMP (NDMA)